

Name: \_\_\_\_\_

# What Comes Next?

Write the letter that comes next.

a, b, \_\_\_\_\_

k, l, \_\_\_\_\_

n, o, \_\_\_\_\_

x, y, \_\_\_\_\_

t, u, \_\_\_\_\_

q, r, \_\_\_\_\_

h, i, \_\_\_\_\_

















v, w, \_\_\_\_\_


j, k, \_\_\_\_\_

h, i, \_\_\_\_\_

# What Comes Next?

Cut out the images at the bottom. Paste the image that comes next in each pattern.

























   	
   	
   	
   	



Name: \_\_\_\_\_

# What Comes Next


Circle the picture that comes next.

# What Comes Next?

Cut out the images at the bottom. Paste the image that comes next in each pattern.




   	
   	
   	
   	



Name: \_\_\_\_\_

# What Comes Next









Cut and paste the correct image to complete the pattern.



Name: \_\_\_\_\_

# What Comes After?

Fill in the number that comes after.



# WHAT COMES NEXT?

Color, cut & paste the Christmas AB Patterns below to complete the patterns on the left.



# WHAT COMES NEXT?

Color, cut & paste the Christmas AB Patterns below to complete the patterns on the left.

